MAGSPRING



MagSpring products can best be described as "magnetic springs." The term "spring", however, is to be understood to mean that MagSpring components generate a constant force over their entire working range, while the characteristic curve for a typical mechanical spring shows an increase in force with increasing displacement. The generation of force that is independent of the stroke makes MagSprings preferable for balancing weight forces in vertical drive applications.

Mode of operation

The mode of operation is based on the attractive force of permanent magnets. Accordingly, no energy source (electricity, compressed air, etc.) is needed. The special design of the flow-guiding components and the magnets translates the strongly non-linear relationship between force and displacement in magnet-iron arrangements into a constant force curve. Depending on the strength class of the MagSpring, the permanent magnets are either in the stator, in the slider, or in both components. The slider is guided by an integrated plain bearing, so that MagSprings can be used comparably to gas pressure springs in a design.

WEIGHT LOAD COMPENSATION

Linear motors and other direct drives must provide a constant force in vertical orientations, in order to oppose the weight load. Using a MagSpring installed in parallel with the linear motor, this weight load can be passively balanced. The linear motor is then only used for the actual positioning operation and dynamic forces, and can therefore be correspondingly smaller in design.

APPLICATION OF CONSTANT FORCE

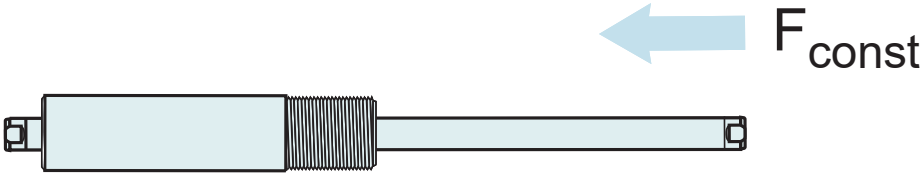

Thanks to the constant force-displacement curve, many other applications are possible, such as the generation of a constant press force, regardless of position; application of a constant holding force across a large stroke range; or single-sided force support in drive applications. The effective force is in the range of +/- 10% of the nominal force, due to material and manufacturing tolerances.

HOLDING FUNCTION (POWER OFF)

Since MagSprings are purely passive elements, a defined function or position of a device can be ensured in a power-off condition. For example, a gripper or press head on a vertical mount can be held up, or a slider can be pushed in or pulled out with a constant force.

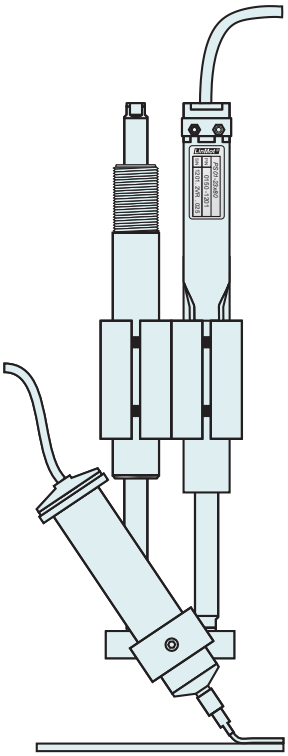

MagSpring ©

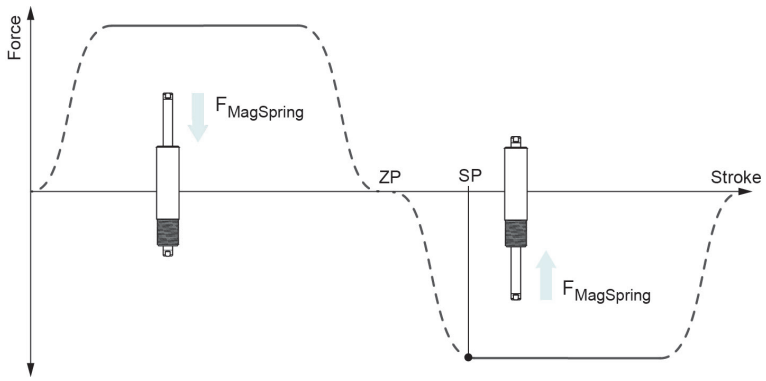

Mechanical Spring

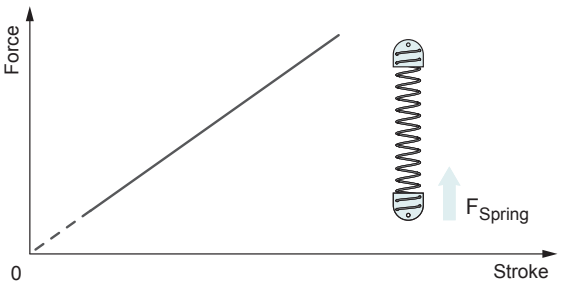

Working Range

In the relaxed state, the slider is approximately centered in the stator, while the working end of the slider extends somewhat out of the end of the stator. Fundamentally, however, both ends of the slider can be used to mount loads. From this rest position, the slider can be pulled or pushed out of the stator in both directions. The force in creases from zero to the nominal force within a short stroke length. The working stroke then continues with a constant force. The start position (SP) describes the distance between the working end of the slider and the end of the stator at the beginning of the constant force range.

MOUNTING

The stators can be mounted via the screw thread, or with a clamp, as desired. There are appropriate mounting flanges for both sizes. When attaching the slider to the load mass, care should be taken that any parallelism errors are compensated for with a flexible coupler.

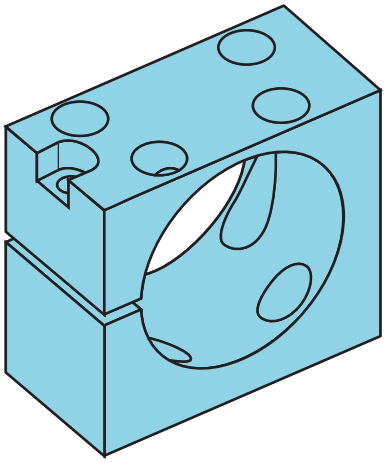

COMBINATION WITH H-GUIDES

The illustration on the page before shows a vertical arrangement of an H01 linear guide together with a MagSpring. The MagSpring presses upward with a constant force. The weight load is balanced by the MagSpring, and the linear motor thus bears less load. If the electrical power supply is interrupted, the MagSpring supports the load, or moves it into a safe waiting position.

MATERIALS

Slider:
Chromium-Nickel Steel 1.4301

Stator:
Iron, electroless nickel plated

Bearing:
POM based

MagSpring
M01-20

12

- Constant force along the entire stroke
- Stroke up to 290 mm
- Force up to 22 N
- Purely passive, no electricity needed nor compressed air
- Ideal for compensating the gravitational force
- Also suitable for dynamic movements
- Compatible with H-guides

M01-20x60/50: FORCE 11-22N / STROKE 50 mm

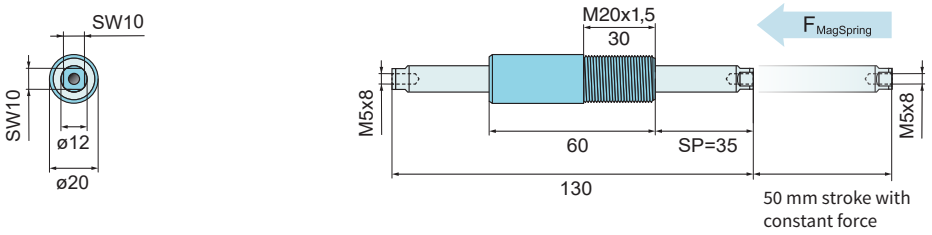

Dimensions in mm

The MagSpring has a constant force, as soon as the slider has been pulled out or pushed by the distance SP.
The distance SP is measured between the unmarked slider end and the end of the stator (threaded end).
The operating temperature range of the MagSpring is from -20°C to 80°C. The constant force of the MagSpring decreases slightly with increasing temperature or increases slightly with decreasing temperature. The temperature coefficient is -0.0022/°C.

MagSpring	Constant force [N]	Stator mass [g (lb)]		Slider mass [g (lb)]	
M01-20x60/50-11	11	75	(0.16)	75	(0.16)
M01-20x60/50-17	17	75	(0.16)	75	(0.16)
M01-20x60/50-22	22	75	(0.16)	75	(0.16)

M01-20x140/130: FORCE 11-22N / STROKE 130 mm

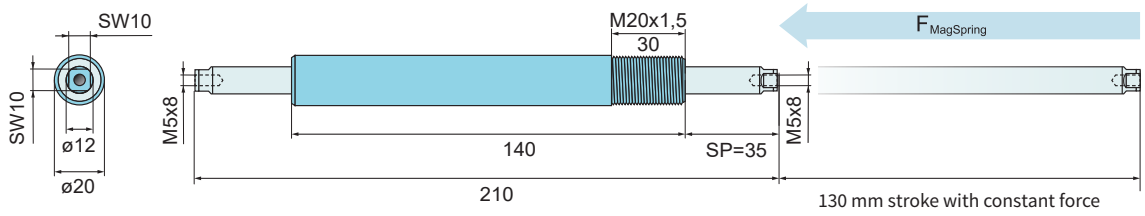

Dimensions in mm

The MagSpring has a constant force, as soon as the slider has been pulled out or pushed by the distance SP.
The distance SP is measured between the unmarked slider end and the end of the stator (threaded end).
The operating temperature range of the MagSpring is from -20°C to 80°C. The constant force of the MagSpring decreases slightly with increasing temperature or increases slightly with decreasing temperature. The temperature coefficient is -0.0022/°C.

MagSpring	Constant force [N]	Stator mass [g (lb)]		Slider mass [g (lb)]	
M01-20x140/130-11	11	180	(0.39)	155	(0.34)
M01-20x140/130-17	17	180	(0.39)	155	(0.34)
M01-20x140/130-22	22	180	(0.39)	155	(0.34)

M01-20x220/210: FORCE 11-22N / STROKE 210 mm

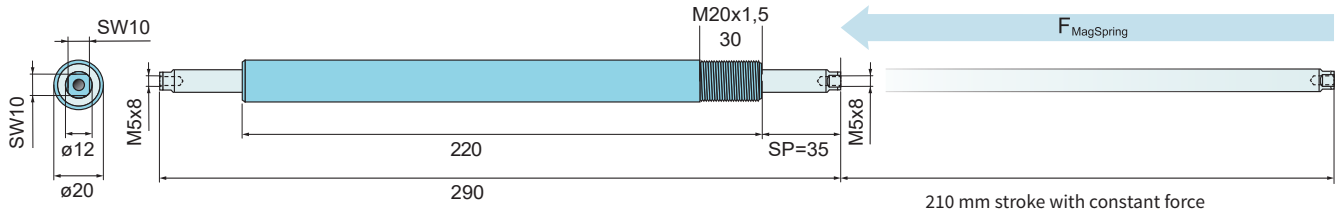

Dimensions in mm

The MagSpring has a constant force, as soon as the slider has been pulled out or pushed by the distance SP.
The distance SP is measured between the unmarked slider end and the end of the stator (threaded end).
The operating temperature range of the MagSpring is from -20°C to 80°C. The constant force of the MagSpring decreases slightly with increasing temperature or increases slightly with decreasing temperature. The temperature coefficient is -0.0022/°C.

MagSpring	Constant force [N]	Stator mass [g (lb)]		Slider mass [g (lb)]	
M01-20x220/210-11	11	285	(0.62)	220	(0.49)
M01-20x220/210-17	17	285	(0.62)	220	(0.49)
M01-20x220/210-22	22	285	(0.62)	220	(0.49)

M01-20x300/290: FORCE 11-22N / STROKE 290 mm

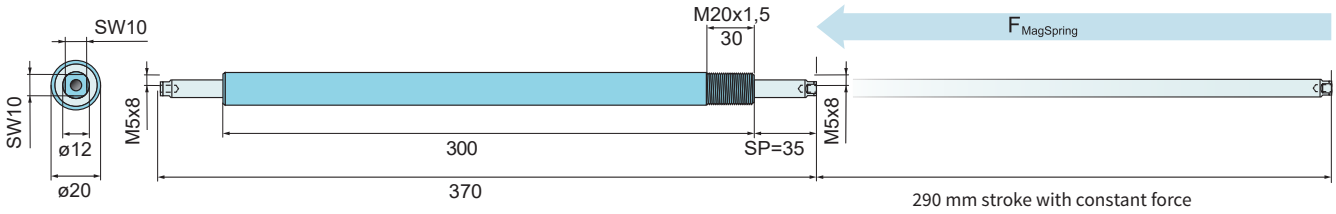

The MagSpring has a constant force, as soon as the slider has been pulled out or pushed by the distance SP.
The distance SP is measured between the unmarked slider end and the end of the stator (threaded end).
The operating temperature range of the MagSpring is from -20°C to 80°C. The constant force of the MagSpring decreases slightly with increasing temperature or increases slightly with decreasing temperature. The temperature coefficient is -0.0022/°C.

Dimensions in mm

MagSpring	Constant force [N]	Stator mass [g (lb)]		Slider mass [g (lb)]	
M01-20x300/290-11	11	388	(0.86)	280	(0.61)
M01-20x300/290-17	17	388	(0.86)	280	(0.61)
M01-20x300/290-22	22	388	(0.86)	280	(0.61)

ORDERING INFORMATION

M01-20x60/50	**MagSpring M01-20 with 50 mm stroke**				
	Stator	MS01-20x60	MagSpring Stator 20x60 mm		0250-2200
	Slider	ML01-12x130/80-10	Slider for MagSpring M01-20x60/50, Force 11N		0250-2300
		ML01-12x130/80-15	Slider for MagSpring M01-20x60/50, Force 17N		0250-2308
		ML01-12x130/80-20	Slider for MagSpring M01-20x60/50, Force 22N		0250-2301

M01-20x140/130	**MagSpring M01-20 with 130 mm stroke**				
	Stator	MS01-20x140	MagSpring Stator 20x140 mm		0250-2201
	Slider	ML01-12x210/160-10	Slider for MagSpring M01-20x140/130, Force 11N		0250-2302
		ML01-12x210/160-15	Slider for MagSpring M01-20x140/130, Force 17N		0250-2309
		ML01-12x210/160-20	Slider for MagSpring M01-20x140/130, Force 22N		0250-2303

M01-20x220/210	**MagSpring M01-20 with 210 mm stroke**				
	Stator	MS01-20x220	MagSpring Stator 20x220 mm		0250-2202
	Slider	ML01-12x290/240-10	Slider for MagSpring M01-20x220/210, Force 11N		0250-2304
		ML01-12x290/240-15	Slider for MagSpring M01-20x220/210, Force 17N		0250-2310
		ML01-12x290/240-20	Slider for MagSpring M01-20x220/210, Force 22N		0250-2305

M01-20x300/290	**MagSpring M01-20 with 290 mm stroke**				
	Stator	MS01-20x300	MagSpring Stator 20x300 mm		0250-2207
	Slider	ML01-12x370/320-10	Slider for MagSpring M01-20x300/290, Force 11N		0250-2311
		ML01-12x370/320-15	Slider for MagSpring M01-20x300/290, Force 17N		0250-2312
		ML01-12x370/320-20	Slider for MagSpring M01-20x300/290, Force 22N		0250-2313

MagSpring
M01-37

- Constant force along the entire stroke
- Stroke up to 350 mm
- Force up to 60 N
- Purely passive, no electricity needed nor compressed air
- Ideal for compensating the gravitational force
- Also suitable for dynamic movements
- Compatible with H-guides

DOC-NO. 0185-1024-E / VERSION 1V4
SUBJECT TO ALTERATIONS

M01-37x80/50: FORCE 40-60N / STROKE 50 mm

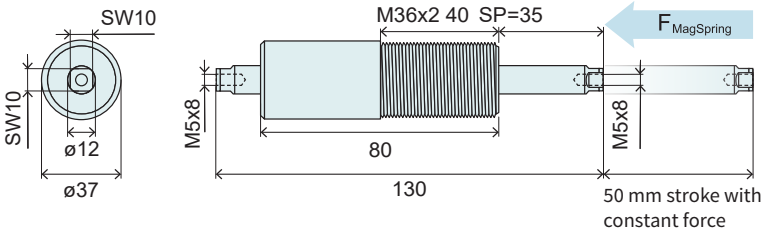

The MagSpring has a constant force, as soon as the slider has been pulled out or pushed by the distance SP.
The distance SP is measured between the unmarked slider end and the end of the stator (threaded end).
The operating temperature range of the MagSpring is from -20°C to 80°C. The constant force of the MagSpring decreases slightly with increasing temperature or increases slightly with decreasing temperature. The temperature coefficient is -0.0022/°C.

Dimensions in mm

MagSpring	Constant force [N]	Stator mass [g (lb)]		Slider mass [g (lb)]	
M01-37x80/50-40	40	440	(0.90)	75	(0.16)
M01-37x80/50-50	50	440	(0.90)	75	(0.16)
M01-37x80/50-60	60	440	(0.90)	75	(0.16)

M01-37x155/125: FORCE 40-60N / STROKE 125 mm

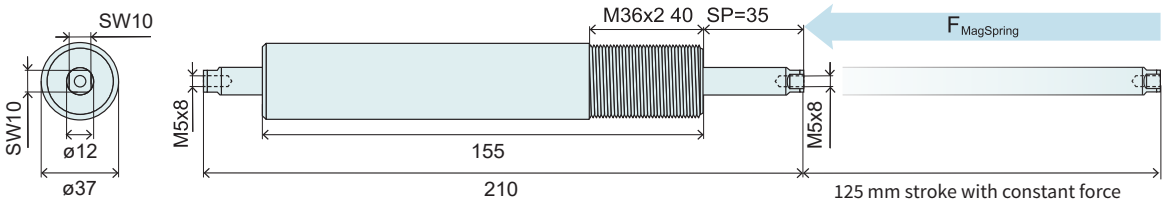

The MagSpring has a constant force, as soon as the slider has been pulled out or pushed by the distance SP.
The distance SP is measured between the unmarked slider end and the end of the stator (threaded end).
The operating temperature range of the MagSpring is from -20°C to 80°C. The constant force of the MagSpring decreases slightly with increasing temperature or increases slightly with decreasing temperature. The temperature coefficient is -0.0022/°C.

Dimensions in mm

MagSpring	Constant force [N]	Stator mass [g (lb)]		Slider mass [g (lb)]	
M01-37x155/125-40	40	880	(1.80)	155	(0.34)
M01-37x155/125-50	50	880	(1.80)	155	(0.34)
M01-37x155/125-60	60	880	(1.80)	155	(0.34)

M01-37x230/200: FORCE 40-60N / STROKE 200 mm

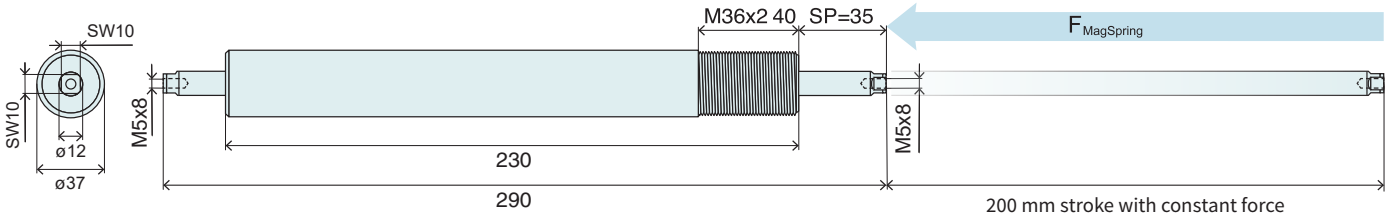

The MagSpring has a constant force, as soon as the slider has been pulled out or pushed by the distance SP.
The distance SP is measured between the unmarked slider end and the end of the stator (threaded end).
The operating temperature range of the MagSpring is from -20°C to 80°C. The constant force of the MagSpring decreases slightly with increasing temperature or increases slightly with decreasing temperature. The temperature coefficient is -0.0022/°C.

Dimensions in mm

MagSpring	Constant force [N]	Stator mass [g (lb)]		Slider mass [g (lb)]	
M01-37x230/200-40	40	1320	(2.70)	220	(0.49)
M01-37x230/200-50	50	1320	(2.70)	220	(0.49)
M01-37x230/200-60	60	1320	(2.70)	220	(0.49)

M01-37x305/275: FORCE 40-60N / STROKE 275 mm

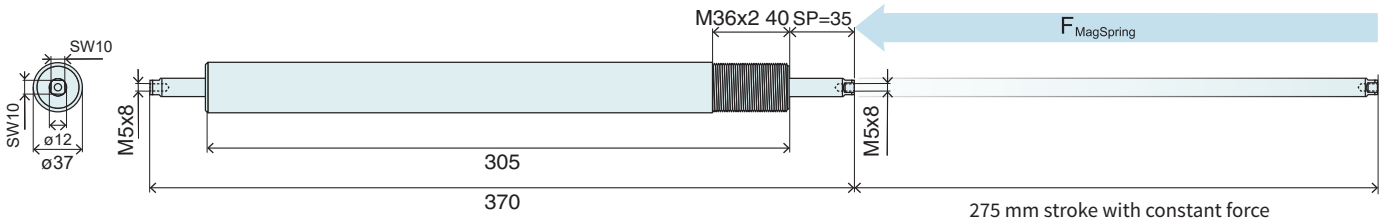

The MagSpring has a constant force, as soon as the slider has been pulled out or pushed by the distance SP.
The distance SP is measured between the unmarked slider end and the end of the stator (threaded end).
The operating temperature range of the MagSpring is from -20°C to 80°C. The constant force of the MagSpring decreases slightly with increasing temperature or increases slightly with decreasing temperature. The temperature coefficient is -0.0022/°C.

Dimensions in mm

MagSpring	Constant force [N]	Stator mass [g (lb)]		Slider mass [g (lb)]	
M01-37x305/275-40	40	1800	(3.90)	280	(0.61)
M01-37x305/275-50	50	1800	(3.90)	280	(0.61)
M01-37x305/275-60	60	1800	(3.90)	280	(0.61)

M01-37x380/350: FORCE 60N / STROKE 350 mm

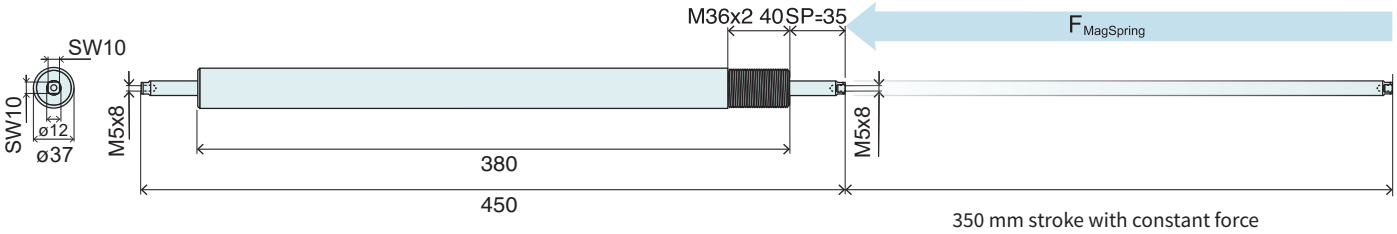

The MagSpring has a constant force, as soon as the slider has been pulled out or pushed by the distance SP.
The distance SP is measured between the unmarked slider end and the end of the stator (threaded end).
The operating temperature range of the MagSpring is from -20°C to 80°C. The constant force of the MagSpring decreases slightly with increasing temperature or increases slightly with decreasing temperature. The temperature coefficient is -0.0022/°C.

Dimensions in mm

MagSpring	Constant force [N]	Stator mass [g (lb)]		Slider mass [g (lb)]	
M01-37x380/350-60	60	2200	(4.85)	420	(0.93)

ORDERING INFORMATION

M01-37x80/50	**MagSpring M01-37 with 50 mm stroke**				
	Stator	MS01-37x80	MagSpring Stator 37x80mm		0250-2203
	Slider	ML01-12x130/80-10	Slider for MagSpring M01-37x80/50, Force 40N		0250-2300
		ML01-12x130/80-15	Slider for MagSpring M01-37x80/50, Force 50N		0250-2308
		ML01-12x130/80-20	Slider for MagSpring M01-37x80/50, Force 60N		0250-2301
M01-37x155/125	**MagSpring M01-37 with 125 mm stroke**				
	Stator	MS01-37x155	MagSpring Stator 37x155mm		0250-2204
	Slider	ML01-12x210/160-10	Slider for MagSpring M01-37x155/125, Force 40N		0250-2302
		ML01-12x210/160-15	Slider for MagSpring M01-37x155/125, Force 50N		0250-2309
		ML01-12x210/160-20	Slider for MagSpring M01-37x155/125, Force 60N		0250-2303
M01-37x230/200	**MagSprings M01-37 with 200 mm stroke**				
	Stator	MS01-37x230	MagSpring Stator 37x230mm		0250-2205
	Slider	ML01-12x290/240-10	Slider for MagSpring M01-37x230/200, Force 40N		0250-2304
		ML01-12x290/240-15	Slider for MagSpring M01-37x230/200, Force 50N		0250-2310
		ML01-12x290/240-20	Slider for MagSpring M01-37x230/200, Force 60N		0250-2305
M01-37x305/275	**MagSprings M01-37 with 275 mm stroke**				
	Stator	MS01-37x305	MagSpring Stator 37x305mm		0250-2206
	Slider	ML01-12x370/320-10	Slider for MagSpring M01-37x305/275, Force 40N		0250-2311
		ML01-12x370/320-15	Slider for MagSpring M01-37x305/275, Force 50N		0250-2312
		ML01-12x370/320-20	Slider for MagSpring M01-37x305/275, Force 60N		0250-2313
M01-37x380/350	**MagSpring M01-37 with stroke 350 mm**				
	Stator	MS01-37x380	MagSpring Stator 37x380mm		0250-2209
	Slider	ML01-12x450/400-20	Slider for MagSpring M01-37x380/350, Force 60N		0250-2332

MagSpring
M01-20-SSC

12

- Stainless steel design of the proven MagSpring
- Constant force along the entire stroke
- Stroke up to 175 mm
- Force up to 22 N
- Purely passive, no electricity needed nor compressed air
- Ideal for compensating the gravitational force
- Also suitable for dynamic movements

M01-20x110-SSC/90: FORCE 11-22N / STROKE 90 mm

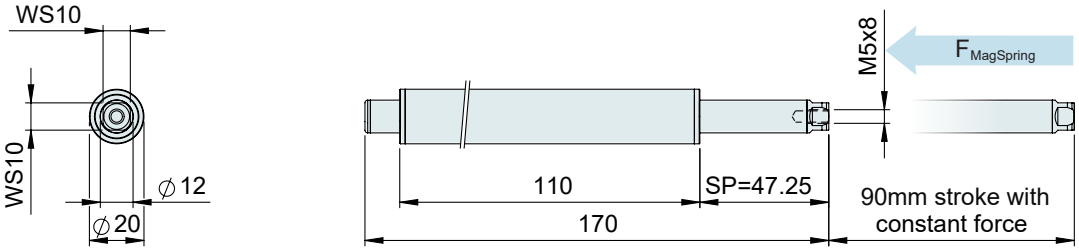

Dimensions in mm

The MagSpring has a constant force, as soon as the slider has been pulled out or pushed by the distance SP.
The distance SP is measured between the unmarked slider end and the end of the stator (threaded end).
The operating temperature range of the MagSpring is from -20°C to 80°C. The constant force of the MagSpring decreases slightly with increasing temperature or increases slightly with decreasing temperature. The temperature coefficient is -0.0022/°C.

MagSpring	Constant force [N]	Stator mass [g (lb)]		Slider mass [g (lb)]	
M01-20x110/90-11-SSC	11	150	(0.33)	130	(0.29)
M01-20x110/90-17-SSC	17	150	(0.33)	130	(0.29)
M01-20x110/90-22-SSC	22	150	(0.33)	130	(0.29)

M01-20x140-SSC/120: FORCE 11-22N / STROKE 120 mm

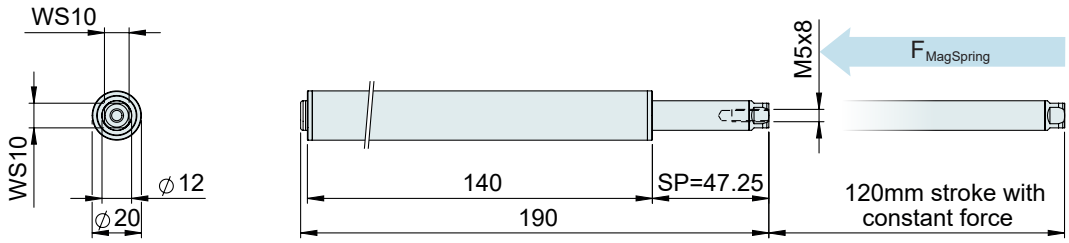

Dimensions in mm

The MagSpring has a constant force, as soon as the slider has been pulled out or pushed by the distance SP.
The distance SP is measured between the unmarked slider end and the end of the stator (threaded end).
The operating temperature range of the MagSpring is from -20°C to 80°C. The constant force of the MagSpring decreases slightly with increasing temperature or increases slightly with decreasing temperature. The temperature coefficient is -0.0022/°C.

MagSpring	Constant force [N]	Stator mass [g (lb)]		Slider mass [g (lb)]	
M01-20x140/120-11-SSC	11	190	(0.42)	150	(0.33)
M01-20x140/120-17-SSC	17	190	(0.42)	150	(0.33)
M01-20x140/120-22-SSC	22	190	(0.42)	150	(0.33)

M01-20x175-SSC/155: FORCE 11-22N / STROKE 155 mm

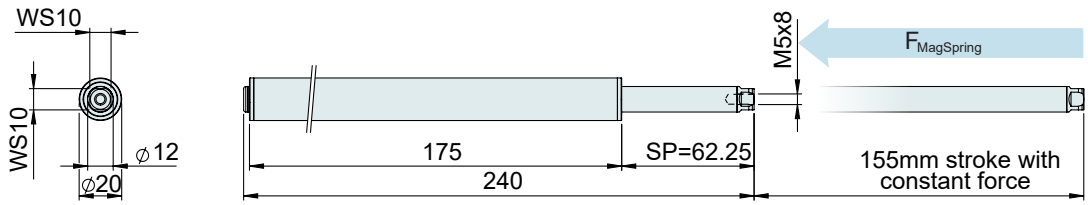

Dimensions in mm

The MagSpring has a constant force, as soon as the slider has been pulled out or pushed by the distance SP.
The distance SP is measured between the unmarked slider end and the end of the stator (threaded end).
The operating temperature range of the MagSpring is from -20°C to 80°C. The constant force of the MagSpring decreases slightly with increasing temperature or increases slightly with decreasing temperature. The temperature coefficient is -0.0022/°C.

MagSpring	Constant force [N]	Stator mass [g (lb)]		Slider mass [g (lb)]	
M01-20x175/155-11-SSC	11	240	(0.53)	190	(0.42)
M01-20x175/155-17-SSC	17	240	(0.53)	190	(0.42)
M01-20x175/155-22-SSC	22	240	(0.53)	190	(0.42)



ORDERING INFORMATION

M01-20x110-SSC	**MagSpring M01-20-SSC with 90 mm stroke**			
	Stator	MS01-20x110-SSC	MagSpring SSC Stator 20x110mm	0250-1073
	Slider	ML01-12x150/100-20	Slider for MagSpring M01-20x110-SSC, force 22N	0250-1060
M01-20X140-SSC	**MagSpring M01-20-SSC with 120 mm stroke**			
	Stator	MS01-20x140-SSC	MagSpring SSC Stator 20x140mm	0250-1086
	Slider	ML01-12x160/130-20	Slider for MagSpring M01-20x140-SSC, force 22N	0250-1114
M01-20X175-SSC	**MagSprings M01-20-SSC with 155 mm stroke**			
	Stator	MS01-20x175-SSC	MagSpring SSC Stator 20x175mm	0250-1074
	Slider	ML01-12x210/160-20	Slider for MagSpring M01-20x175-SSC, force 22N	0250-2303

MagSpring
M01-40-SSC

- Stainless steel design of the proven MagSpring
- Constant force along the entire stroke
- Stroke up to 350 mm
- Force up to 60 N
- Purely passive, no electricity needed nor compressed air
- Ideal for compensating the gravitational force
- Also suitable for dynamic movements

M01-40x100-SSC/50: FORCE 40-60N / STROKE 50 mm

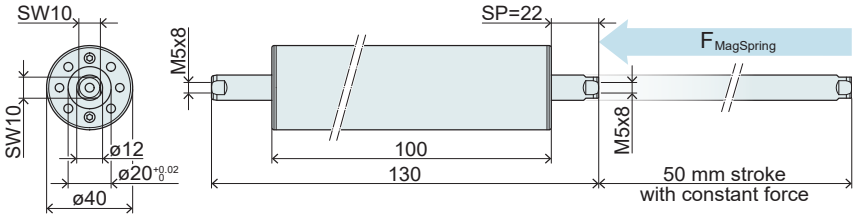

The MagSpring has a constant force, as soon as the slider has been pulled out or pushed by the distance SP.
The distance SP is measured between the unmarked slider end and the end of the stator (threaded end).
The operating temperature range of the MagSpring is from -20°C to 80°C. The constant force of the MagSpring decreases slightly with increasing temperature or increases slightly with decreasing temperature. The temperature coefficient is -0.0022/°C.

Dimensions in mm

MagSpring	Constant force [N]	Stator mass [g (lb)]		Slider mass [g (lb)]	
M01-40x100-SSC/50-40	40	440	(0.90)	75	(0.16)
M01-40x100-SSC/50-50	50	440	(0.90)	75	(0.16)
M01-40x100-SSC/50-60	60	440	(0.90)	75	(0.16)

M01-40x175-SSC/125: FORCE 40-60N / STROKE 125 mm

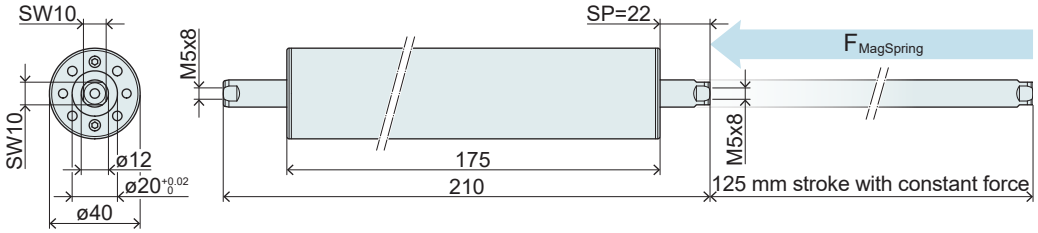

The MagSpring has a constant force, as soon as the slider has been pulled out or pushed by the distance SP.
The distance SP is measured between the unmarked slider end and the end of the stator (threaded end).
The operating temperature range of the MagSpring is from -20°C to 80°C. The constant force of the MagSpring decreases slightly with increasing temperature or increases slightly with decreasing temperature. The temperature coefficient is -0.0022/°C.

Dimensions in mm

MagSpring	Constant force [N]	Stator mass [g (lb)]		Slider mass [g (lb)]	
M01-40x175-SSC/125-40	40	880	(1.80)	155	(0.34)
M01-40x175-SSC/125-50	50	880	(1.80)	155	(0.34)
M01-40x175-SSC/125-60	60	880	(1.80)	155	(0.34)

M01-40x250-SSC/200: FORCE 40-60N / STROKE 200 mm



The MagSpring has a constant force, as soon as the slider has been pulled out or pushed by the distance SP.
The distance SP is measured between the unmarked slider end and the end of the stator (threaded end).
The operating temperature range of the MagSpring is from -20°C to 80°C. The constant force of the MagSpring decreases slightly with increasing temperature or increases slightly with decreasing temperature. The temperature coefficient is -0.0022/°C.

Dimensions in mm

MagSpring	Constant force [N]	Stator mass [g (lb)]		Slider mass [g (lb)]	
M01-40x250-SSC/200-40	40	1320	(2.70)	220	(0.49)
M01-40x250-SSC/200-50	50	1320	(2.70)	220	(0.49)
M01-40x250-SSC/200-60	60	1320	(2.70)	220	(0.49)

M01-40x325-SSC/275: FORCE 40-60N / STROKE 275 mm



The MagSpring has a constant force, as soon as the slider has been pulled out or pushed by the distance SP.
The distance SP is measured between the unmarked slider end and the end of the stator (threaded end).
The operating temperature range of the MagSpring is from -20°C to 80°C. The constant force of the MagSpring decreases slightly with increasing temperature or increases slightly with decreasing temperature. The temperature coefficient is -0.0022/°C.

Dimensions in mm

MagSpring	Constant force [N]	Stator mass [g (lb)]		Slider mass [g (lb)]	
M01-40x325-SSC/275-40	40	1800	(3.90)	280	(0.61)
M01-40x325-SSC/275-50	50	1800	(3.90)	280	(0.61)
M01-40x325-SSC/275-60	60	1800	(3.90)	280	(0.61)

M01-40x400-SSC/350: FORCE 60N / STROKE 350 mm



The MagSpring has a constant force, as soon as the slider has been pulled out or pushed by the distance SP.
The distance SP is measured between the unmarked slider end and the end of the stator (threaded end).
The operating temperature range of the MagSpring is from -20°C to 80°C. The constant force of the MagSpring decreases slightly with increasing temperature or increases slightly with decreasing temperature. The temperature coefficient is -0.0022/°C.

Dimensions in mm

MagSpring	Constant force [N]	Stator mass [g (lb)]		Slider mass [g (lb)]	
M01-40x400-SSC/350-60	60	2200	(4.85)	420	(0.93)

ASSEMBLY DRAWING

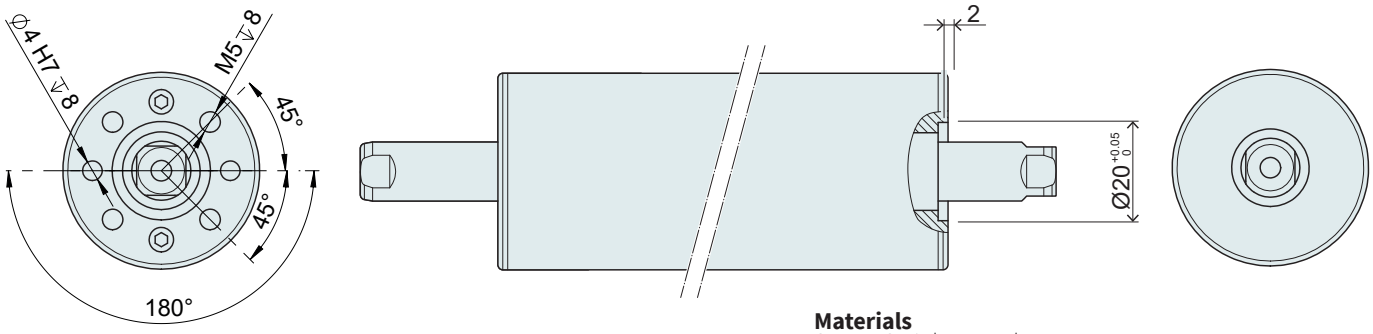

Materials
Stator: Stainless steel 1.4404
Stator plain bearing: Synthetical HPV PPS

ORDERING INFORMATION

M01-40x100-SSC/50	**MagSpring M01-40-SSC with 50 mm stroke**				
	Stator	MS01-40x100-SSC	MagSpring SSC Stator 40x100mm		0250-1006
	Slider	ML01-12x130/80-10	Slider for MagSpring M01-40x100/50, force 40N		0250-2300
		ML01-12x130/80-15	Slider for MagSpring M01-40x100/50, force 50N		0250-2308
		ML01-12x130/80-20	Slider for MagSpring M01-40x100/50, force 60N		0250-2301
M01-40X75-SSC/125	**MagSpring M01-40-SSC with 125 mm stroke**				
	Stator	MS01-40x175-SSC	MagSpring SSC Stator 40x175mm		0250-1005
	Slider	ML01-12x210/160-10	Slider for MagSpring M01-40x175-SSC/125, force 40N		0250-2302
		ML01-12x210/160-15	Slider for MagSpring M01-40x175-SSC/125, force 50N		0250-2309
		ML01-12x210/160-20	Slider for MagSpring M01-40x175-SSC/125, force 60N		0250-2303
M01-40X250-SSC/200	**MagSprings M01-40-SSC with 200 mm stroke**				
	Stator	MS01-40x250-SSC	MagSpring SSC Stator 40x250mm		0250-1007
	Slider	ML01-12x290/240-10	Slider for MagSpring M01-40x250-SSC/200, force 40N		0250-2304
		ML01-12x290/240-15	Slider for MagSpring M01-40x250-SSC/200, force 50N		0250-2310
		ML01-12x290/240-20	Slider for MagSpring M01-40x250-SSC/200, force 60N		0250-2305
M01-40X325-SSC/275	**MagSprings M01-40-SSC with 275 mm stroke**				
	Stator	MS01-40x325-SSC	MagSpring SSC Stator 40x325mm		0250-1008
	Slider	ML01-12x370/320-10	Slider for MagSpring M01-40x325-SSC/275, force 40N		0250-2311
		ML01-12x370/320-15	Slider for MagSpring M01-40x325-SSC/275, force 50N		0250-2312
		ML01-12x370/320-20	Slider for MagSpring M01-40x325-SSC/275, force 60N		0250-2313
M01-40X400-SSC/350	**MagSpring M01-40-SSC with 350 mm stroke**				
	Stator	MS01-40x400-SSC	MagSpring SSC Stator 40x400mm		0250-1009
	Slider	ML01-12x450/400-20	Slider for MagSpring M01-40x400-SSC/350, force 60N		0250-2332

Accessories

Mounting flanges and adaptors are available for mounting MagSpring magnetic springs. Using these accessories, the magnetic springs can be mounted directly on an H01 linear guide or a B01 bridge guide.

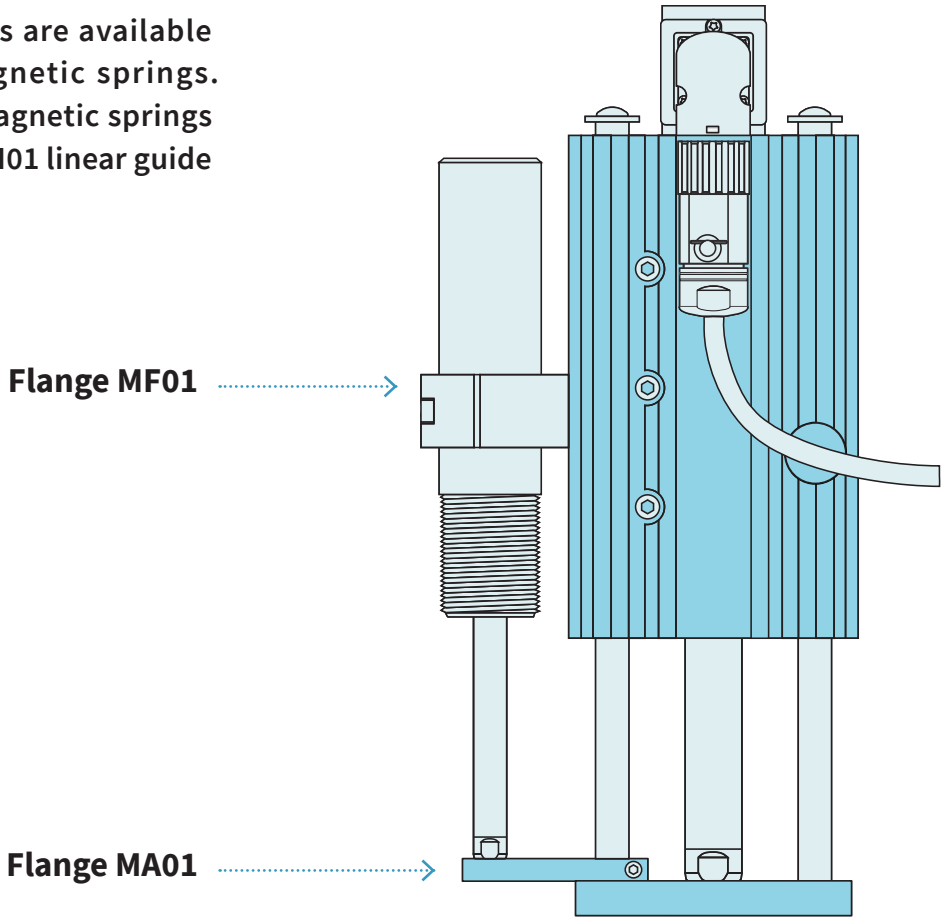

MOUNTING

The flange for mounting the MagSpring stators is secured with T-nuts in the T-slot provided for this purpose on the linear or bridge guide.

For weight balancing in vertical installations, the lower slider end of the MagSpring is attached to the guide shaft of the guide using the Adaptor.

Depending on the installation orientation of the guide, the Adaptor is attached to the guide shaft at the front mounting plate (motor on top) or the rear end of the guide shaft (motor on the bottom).

MOTOR ON THE TOP

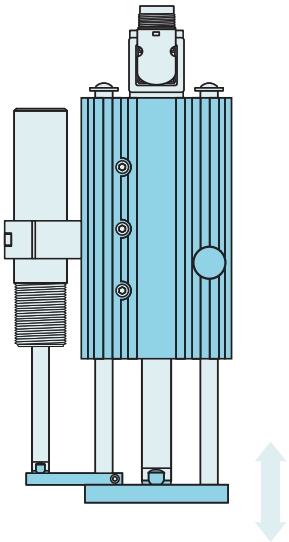

MOTOR ON THE BOTTOM

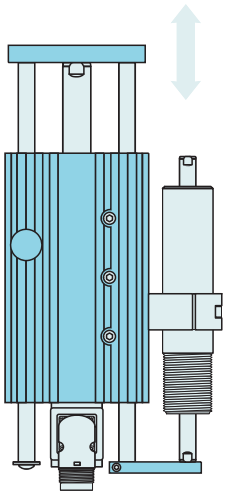

FLANGE AND ADAPTOR FOR MAGSPRING

FLANGES FOR MAGSPRING M01-20

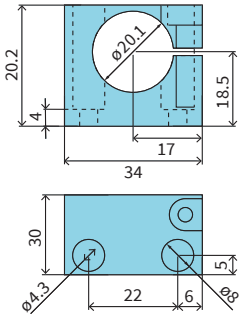

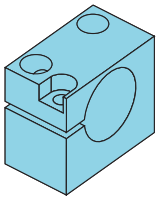

MF01-20/H23

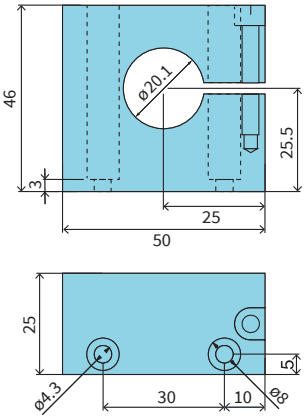

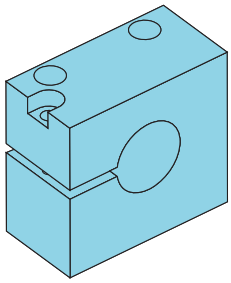

MF01-20/H37

Material: Aluminum (AlMgSi), black anodized
Mass: MF01-20/H23 approx. 30g (0.066lb)
MF01-20/H37 approx. 125g (0.276lb)

Dimensions in mm

Item	Description	Item No.
MF01-20/H23	Flange MagSpring M01-20 - fits guides H01-23	0250-2306
MF01-20/H37	Flange MagSpring M01-20 - fits guides H01-37	0250-2315

12

FLANSCHE UND ADAPTER FÜR MAGSPRING

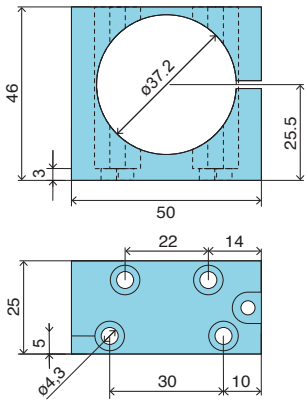

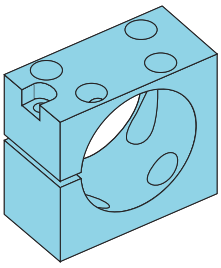

Dimensions in mm

Item	Description	Item No.
MF01-37/H37	Flange MagSpring M01-37 - fits guides H01-37 und B01-37 - fits guides H01-48 und B01-48	0250-2307

ADAPTOR FOR MAGSPRING M01-20 AND GUIDES H01-23

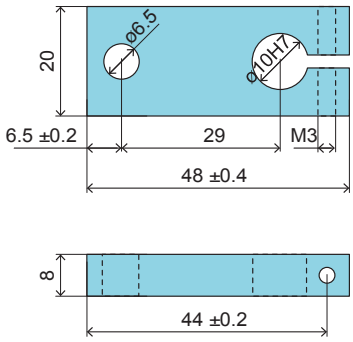

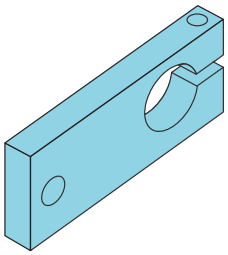

Material: Aluminum (AlMgSi), black anodized
Mass: approx. 18g (0.066lb)

Dimensions in mm

Item	Description	Item No.
MA01-20/H23	Adaptor MagSpring M01-20 / Guides H01-23	0250-0116

ADAPTOR FOR MAGSPRING M01-37 AND GUIDES H01-37 / B01-37

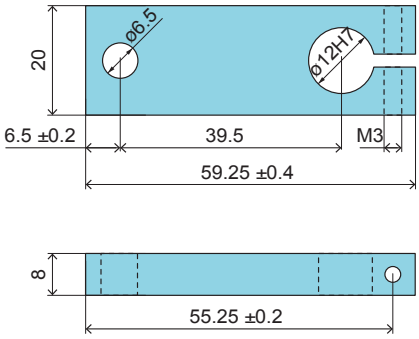

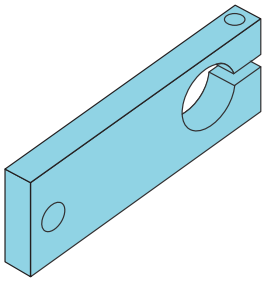

Material: Aluminum (AlMgSi), black anodize
Mass: approx. 18g (0.066lb)

Dimensions in mm

Item	Description	Item No.
MA01-37/H37	Adaptor MagSpring M01-37 / Guides H01-37 und B01-37	0250-0117

ADAPTOR FOR MAGSPRING M01-37 AND GUIDES H01-48 / B01-48

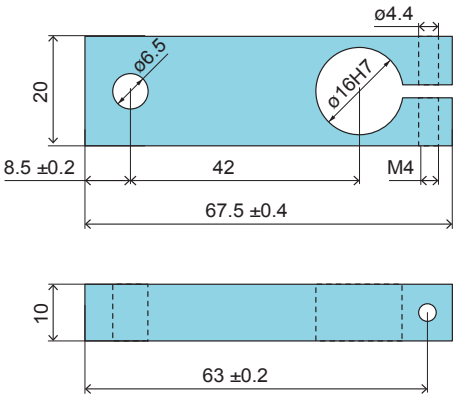

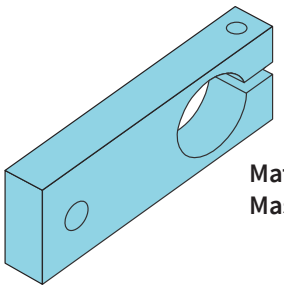

Material: Aluminum (AlMgSi), black anodize
Mass: approx. 32g (0.034lb)

Dimensions in mm

Item	Description	Item No.
MA01-37/H48	Adaptor MagSpring M01-37 / Guides H01-48 und B01-48	0250-0118

LinMot®