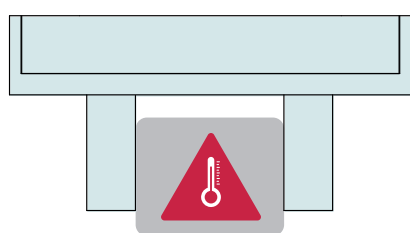


FIRST OPERATING INSTRUCTIONS

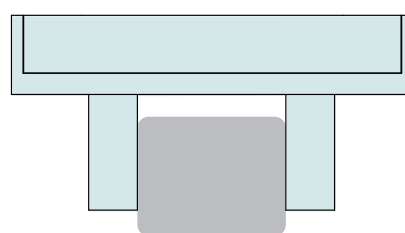
Gripper GM50 / Rotary Gripper GM51

Please observe the following instructions to ensure that your LinMot GM50 or GM51 gripper works optimally and safely. The following drawings show the most important points at a glance. This will ensure that your gripper works reliably and at its best.


Note for use with and without MagSpring



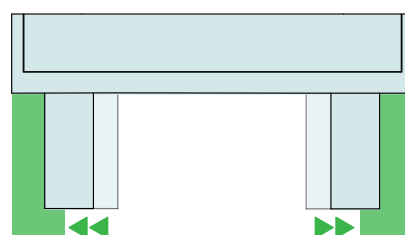
X DO NOT
press strongly for too long



✓ DO
press strongly for short times




X DO NOT
move fast into mechanical stop

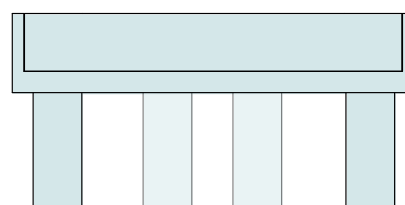


✓ DO
keep distance when moving fast
to mechanical stop

Note for use only with MagSpring



X DO NOT
park gripper fingers in the middle
for too long



✓ DO
park gripper fingers as shown in
installation guide

Detailed information and further operating instructions can be found in the gripper installation guide and data sheet at shop.linmot.com.